



Using Your PSAT/NMSQT® Scores
to Increase College Readiness

Get to Know the PSAT/NMSQT®

- + The PSAT/NMSQT® is highly relevant to your future success because it focuses on the skills and knowledge at the heart of education. It measures:
 - What you learn in high school
 - What you need to succeed in college
- + The PSAT/NMSQT measures reading, writing and language, and math skills developed over many years, both in and out of school.
- + The PSAT/NMSQT does not ask for facts from literature, history, or science, or recall of math formulas, because it measures your reasoning and critical thinking skills.
- + You don't have to discover secret tricks or cram the night before.
- + There is no penalty for guessing.
- + The test length is 2 hours, 45 minutes





What are the Benefits of Taking the PSAT/NMSQT®?

- + Prepare for the new SAT®, coming in March 2016
- + Get free, personalized, and focused practice through Khan Academy®
- + Start getting ready for college with college and career planning tools
- + Enter the National Merit® Scholarship Program
- + See which AP® courses you might be ready for
- + Get admission and financial aid information from colleges

How Do I Access My PSAT/NMSQT® Scores and Reports?



1. Review your Online reports
2. Review Your Paper Score Report

How Do I Access My Online PSAT/NMSQT® Scores and Reports?

1. Log in to an existing College Board account or create a new one at studentscores.collegeboard.org

The image shows a screenshot of the CollegeBoard website's 'My Score Reports' page. The navigation bar at the top includes 'CollegeBoard', 'SAT', 'AP', 'College Planning', 'College Search', 'Store', and 'More'. A search bar is also present. The main content area is titled 'My Score Reports' and features a 'Sign In' section with input fields for 'Username' and 'Password'. The 'Sign In' button is circled in orange. To the right of the sign-in form is a list of benefits for logging in, such as 'See all your scores and if you are on track for college readiness'. An orange arrow points from the 'Sign In' button to a 'Create Your Student Account' form. This form includes a heading, a description of the account, a list of activities it covers, and a section for 'General Student Information' with input fields for 'First (given) name', 'Middle initial', and 'Last name (surname)'. A note indicates that asterisks denote required fields.

Sign In

Username

Password

Sign In [Sign Up](#)

[Forgot username or password?](#)

Access your SAT Suite of Assessment scores with personalized feedback, practice, college planning and career exploration resources.

- See all your scores and if you are on track for college readiness
- Detailed explanations of skills required to be competitive
- Send your scores to Khan Academy® for personalized practice recommendations
- Search for colleges that fit your needs
- Start on your scholarship and college financial aid
- Take a personality test to find majors and careers you like
- Get feedback on your readiness for AP courses

Create Your Student Account

This one account is for everything, including SAT, AP, PSAT/NMSQT, CLEP, and BigFuture activities, so provide complete and accurate information.

* = Required

General Student Information

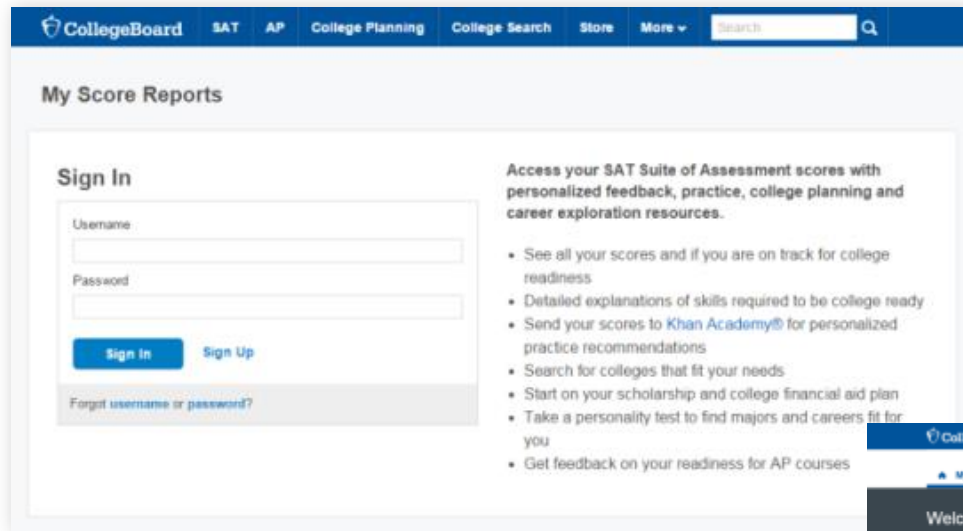
First (given) name: *

Middle initial:

Last name (surname): *

How Do I Access My Online PSAT/NMSQT® Scores and Reports? (cont.)

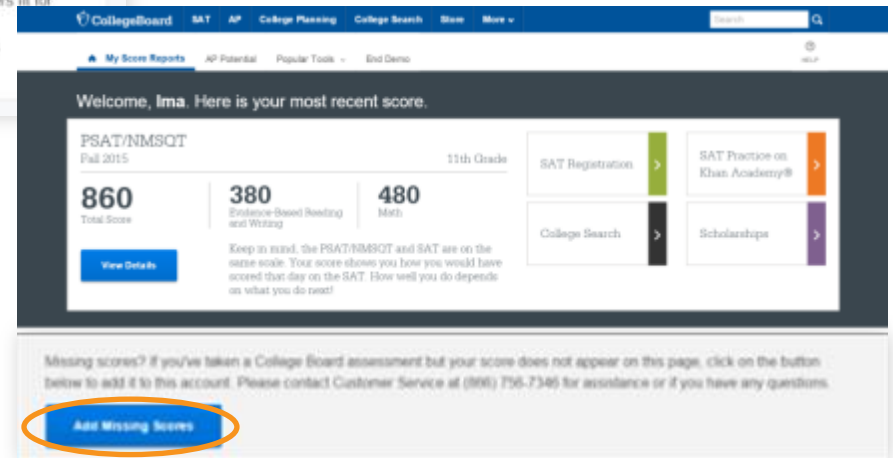
1. Log in to Your Account



2. Select PSAT/NMSQT Scores

Or

3. Use “Missing Scores” to locate scores



What Will I Learn About My Scores?

The screenshot shows the CollegeBoard website interface. At the top is a blue navigation bar with the CollegeBoard logo and links for SAT, AP, College Planning, College Search, Store, and More. A search bar is on the right. Below the navigation bar, there are links for My Score Reports (highlighted), AP Potential, Popular Tools, and End Demo. A HELP icon is in the top right corner.

The main content area has a dark blue header with the text: "Welcome, Ima. Here is your most recent score."

The score card displays the following information:

- PSAT/NMSQT, Fall 2015, 11th Grade
- Total Score: **860**
- Evidence-Based Reading and Writing: **380**
- Math: **480**

A blue "View Details" button is located below the total score.

A note states: "Keep in mind, the PSAT/NMSQT and SAT are on the same scale. Your score shows you how you would have scored that day on the SAT. How well you do depends on what you do next!"

Four action buttons are shown on the right side of the score card:

- SAT Registration (green bar)
- SAT Practice on Khan Academy® (orange bar)
- College Search (black bar)
- Scholarships (purple bar)

How Do I See My Detailed Scores?

★ My Score Reports | Full Reports - | AP Potential | Popular Tools - | End Demo | HELP

Score Report for PSAT/NMSQT, Fall 2015

Report Details | Test Questions | Skills Insight | NMSC Selection Index

Your Total Score

860

320 to 1520

Score Range: 820-900

Keep in mind, the PSAT/NMSQT and SAT are on the same scale.

Your score shows you how you would have scored that day on the SAT.¹ How well you do depends on what you do next!

1. Beginning in March 2016

Your Evidence-Based Reading and Writing Score

380

180 to 760

Score Range: 350-410

380 | **390** | **410**

11th Grade PSAT/NMSQT | 12th Grade SAT

1 Your scores indicate you are close to being on track for college readiness, but you need to continue to strengthen your skills.

Let's get you back on track, so you won't have to take noncredit courses in college. You have free, personalized recommendations waiting for you on [Khan Academy®](#).

Your Math Score

480

160 to 760

Score Range: 450-510

480 | **500** | **520**

11th Grade PSAT/NMSQT | 12th Grade SAT

1 Your scores indicate you are close to being on track for college readiness, but you need to continue to strengthen your skills.

Let's get you back on track, so you won't have to take noncredit courses in college. You have free, personalized recommendations waiting for you on [Khan Academy®](#).

29th Nationally Representative Sample Percentile

Your percentile indicates the percentage of a nationally representative group of 11th grade U.S. students who would have had scores at or below your score. The average score for the nationally representative group is 969.

25th Your PSAT/NMSQT User Percentile - National

Your percentile indicates the percentage of a typical group of 11th grade College Board U.S. test takers who would have had scores at or below your score. The average score for the 11th grade College Board PSAT/NMSQT typical group is 957.

16th Nationally Representative Sample Percentile

Your percentile indicates the percentage of a nationally representative group of 11th grade U.S. students who would have had scores at or below your score. The average score for the nationally representative group is 480.

15th Your PSAT/NMSQT User Percentile - National

Your percentile indicates the percentage of a typical group of 11th grade College Board U.S. test takers who would have had scores at or below your score. The average score for the 11th grade College Board PSAT/NMSQT typical group is 485.

49th Nationally Representative Sample Percentile

Your percentile indicates the percentage of a nationally representative group of 11th grade U.S. students who would have had scores at or below your score. The average score for the nationally representative group is 489.

45th Your PSAT/NMSQT User Percentile - National

Your percentile indicates the percentage of a typical group of 11th grade College Board U.S. test takers who would have had scores at or below your score. The average score for the 11th grade College Board PSAT/NMSQT typical group is 490.

How Will I Do on the SAT[®]?

Your Evidence-Based Reading and Writing Score

Your Evidence-Based Reading and Writing Score

380 | 160 to 760

[Score Range: 350-410](#)



! Your scores indicate you are close to being on track for college readiness, but you need to continue to strengthen your skills.

Your Math Score

Your Math Score

480 | 160 to 760

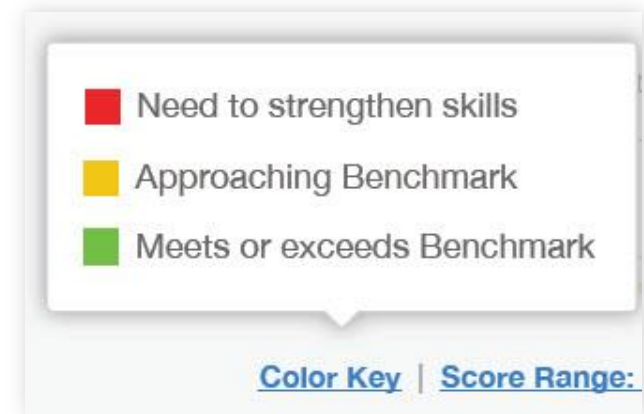
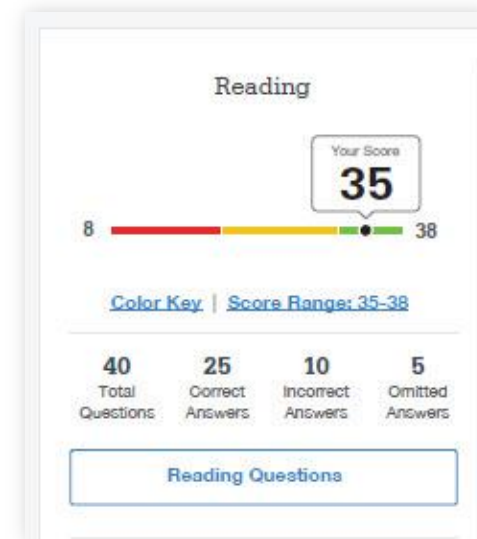
[Score Range: 450-510](#)



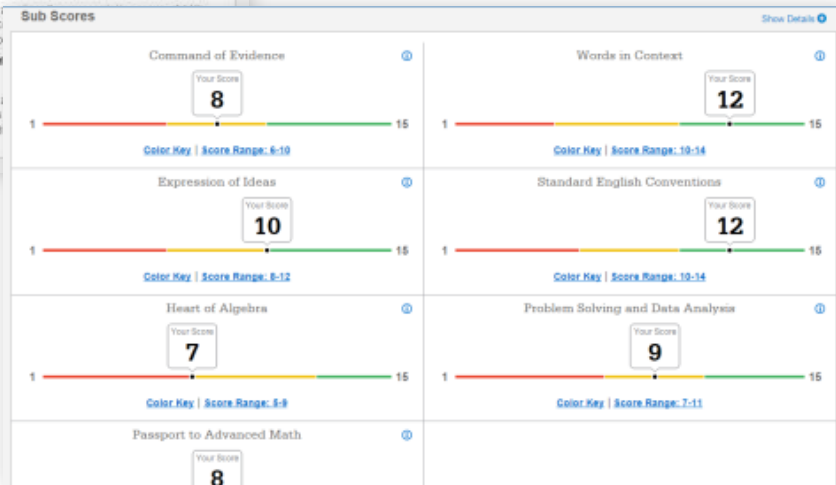
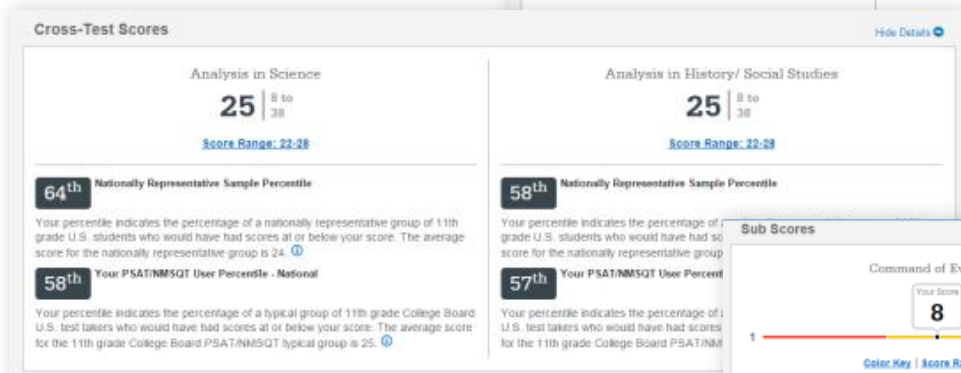
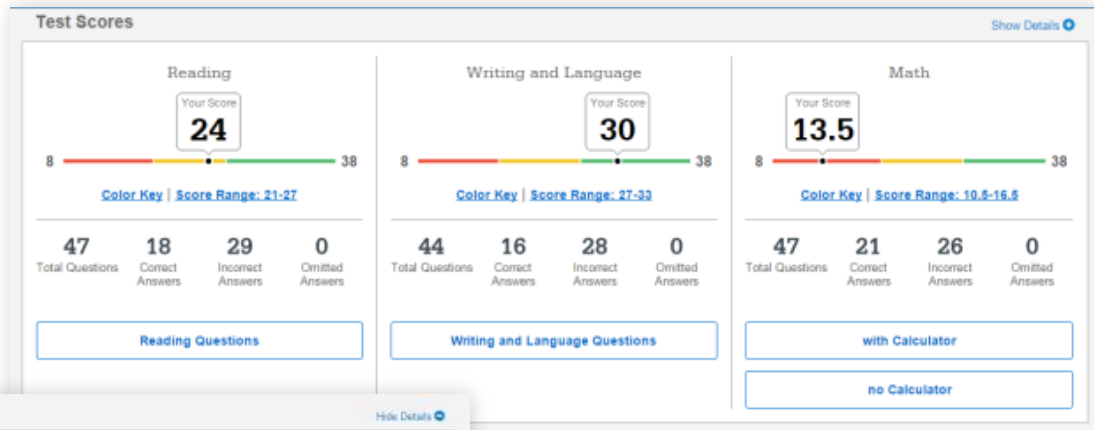
! Your scores indicate you are close to being on track for college readiness, but you need to continue to strengthen your skills.

How Did My Score Measure Against College Readiness Benchmarks?

- + Section, test, and subscores all report scores in performance zones which indicate whether you are on track for success in the first year of college.
- + For section scores
 - **Need to Strengthen Skills** = below grade-level benchmark by more than one year
 - **Approaching Benchmark** = below grade-level benchmark by one year or less
 - **Meets or exceeds Benchmark** = at or above grade-level benchmark
- + For test scores and subscores,
 - Red, yellow, and green ranges reflect areas of strengths and weaknesses compared to the typical performance of students



What Do My Scores Tell Me?



How Can I Improve My Academic Skills?


SAA Hand Rescore

Score Report for PSAT/NMSQT, Fall 2015 Skills Insight ▾

Download Report

Skills Insight is designed to help students gain a better understanding of how scores relate to specific academic skills. It offers descriptions of performance and insight into skills measured at each score band. It also provides actionable suggestions for improving skills that help students gain additional practice. For a deeper analysis and personalized practice recommendations, link your score to the free official SAT practice on Khan Academy®.

Free, personalized practice for the SAT at Khan Academy >

Reading	Writing & Language	Math
 <p>31 8 to 38</p> <p>Your Score</p> <p>Reading Questions</p>	<p>Your score indicates that you are already likely able to:</p> <ul style="list-style-type: none">Revise text as needed to improve the exactness or content appropriateness of word choices within somewhat challenging textsRetain or add information or ideas to a piece of a text to support claims or points in somewhat challenging textRevise somewhat challenging text to ensure that information is presented in the most logical orderRevise text as needed to improve the exactness or content appropriateness of word choices within somewhat challenging textsRetain or add information or ideas to a piece of a text to support claims or points in somewhat challenging textRevise somewhat challenging text to ensure that information is presented in the most logical orderRevise text as needed to improve the exactness or content appropriateness of word choices within somewhat challenging texts	<p>Improve your skills by focusing on:</p> <ul style="list-style-type: none">Retain or add information or ideas to a piece of text to support claims or points in challenging textUse a variety of sentence structures to accomplish a rhetorical purposes such as persuading an audienceRevise text as needed to improve the exactness or content appropriateness of word choices within challenging textsRetain or add information or ideas to a piece of text to support claims or points in challenging textUse a variety of sentence structures to accomplish a rhetorical purposes such as persuading an audienceRevise text as needed to improve the exactness or content appropriateness of word choices within challenging textsRetain or add information or ideas to a piece of text to support claims or points in challenging textUse a variety of sentence structures to accomplish a rhetorical purposes such as persuading an audienceRevise text as needed to improve the exactness or content appropriateness of word choices within challenging texts

What Can I Learn From My Answers?

- + Look at my online score report
 - Identify the questions I answered incorrectly
 - Find the correct answer and read the answer explanation
 - Explain why the error was made
 - Ask questions about answer explanations that are not clear

CollegeBoard Student Score Reporting

My Score Reports | Test Report | AP Potential | Popular Topics

Back to Test Questions

Reading: Question 20

Questions 20–24 are based on the following passages.

Passage 1 is adapted from Susan Milius, “A Different Kind of Smart,” *Scientific American* blogs. Passage 2 is adapted from Bernd Heinrich, *Mind of the Raven: Investigations and Adventures with Wolf-Birds*. ©2007

Passage 1

In 1904, British psychologist Lyle Hagen published what's called *Margot's canon*, the principle that suggestions of humanlike mental processes behind an animal's behavior should be rejected if a simpler explanation exists.

Line 9: Still, people seem to maintain certain expectations, especially when it comes to birds and mammals. “We somehow want to prove they are as smart as people,” zoologist Sara Shettleworth says. We want a bird that makes a noisy problem to be employing human-like insight.

10: New Caledonian crows use the high end of their expectations, as possibly the second-best tool-makers on the planet.

Their tools are honed sticks or strips made from epaule-epaule leaves, and they use them in the wild to wriggle grub-out of crevices. Researcher Pascal Guez first saw the process one cich meating in a mountain forest in New Caledonia, an island chain east of Australia. Over the course of days, he and crow researcher Gavin Hunt had gulfed wild crows used for friding.

Passage 2

For one month after they left the nest, I led my four young ravens at least once and sometimes several times a day on thirty-minute walks. During these walks, I write down everything in the environment they pecked at. In the first sessions, I tried to be teacher: I touched specific objects—sticks, moss, rocks—and noting that I touched remained untouched by them. They came to investigate what I had investigated, leading me to assume that young birds are skilled in learning to identify food from the parent's example.

10: Then also, however, contacted almost everything else that lay directly in their own path. They soon became more independent by taking their own routes near mine. Even when

Directions for questions, or set of questions, read content for this. Look for the date of onset, carefully adjusting all, led to wanted longer resident of about of 1000magna arqua, US men ad men vena, qua nodus oxidator chema liberatol d'algae as ea comoda conwaye.

One difference between the experiments described in the two passages is that unlike the researchers discussed in Passage 1, the author of Passage 2:

Your Answer and Explanation

You selected answer A. The correct answer is B.

- A. presented the birds with a problem to solve.
- B. intentionally made the birds aware of his presence.
- C. consciously manipulated the birds' surroundings.
- D. tested the birds' tool-using abilities.

Choice B is the best answer. The researchers described in Passage 1 “had behind a bird” (Passage 1, line 9) is a bird being used by the crow. The author of Passage 2, on the other hand, made his intent to control his presence, in fact, as he describes it, he “let” his ravens in his study on “walks” (Passage 2, lines 9–10), being mind to “touched specific objects” (Passage 2, line 10) and then watching to see whether the birds touched the same objects. The author of Passage 2 notes that the crows “use” because more independent” (Passage 2, line 10), going that way may rather than continuing to follow the author. From this it is clear that the author of Passage 2, unlike the researchers described in Passage 1, intentionally made the birds aware of his presence.

Choice A is not the best answer because while a case could be made that the author of Passage 2 gave the birds a problem to solve (which new objects are best to touch), the more than described in Passage 1 presents the crow with a problem as well how to extract food from a log. Thus, presenting birds with a problem to solve was not a difference between the experiments.

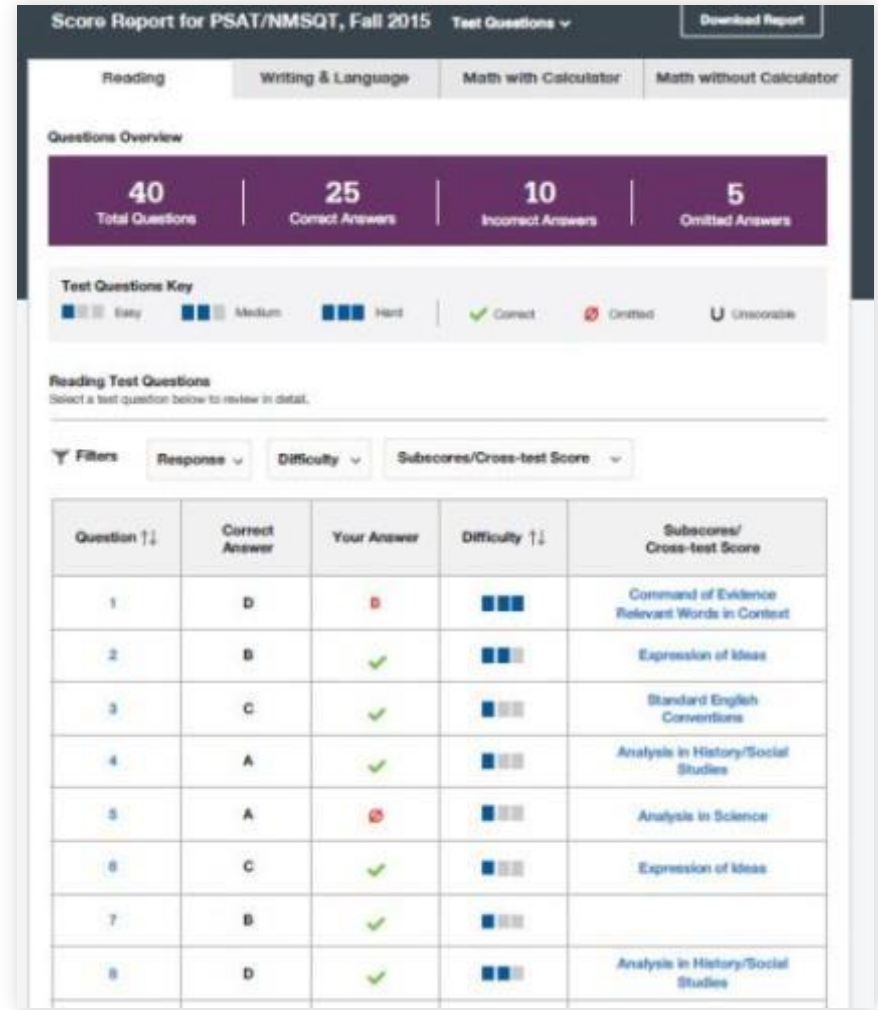
Choice C is not the best answer because both the researchers described in Passage 1 and the author of Passage 2 consciously manipulated the birds' surroundings. The crow researcher placed food pieces in a log and a particular plant behind the log and Passage 1, lines 10–15). The author of Passage 2 put artificial objects on a path for the raven to find (see Passage 2, lines 14–15). Thus, conscious manipulation of the birds' surroundings was not a difference between the experiments.

Choice D is not the best answer because there is no indication that the author of Passage 2 tested the ravens' tool-using abilities. The passage instead focuses that the author recorded observations about the birds' interactions with objects naturally occurring in and artificially introduced into the environment.

Question Difficulty EASY

What Can I Learn From My Answers? (cont.)

- + Look at the types of questions I answered incorrectly and skipped:
 - Identify the level of difficulty. How many questions did I miss at each level?
 - Was I more likely to skip questions associated with any subscore or cross-test score?
 - What inferences can I make about areas for improvement based on the types of questions I missed and skipped?



What is My AP Potential™?

- + College Board research shows that students who score a 3 or higher on an AP Exam typically experience greater academic success in college and are more likely to earn a college degree on time than non-AP students.
- + AP Potential™ uses scores from the PSAT/NMSQT to provide predictions for 21 AP Exams.

AP Potential and Coursework

What is AP?
Advanced Placement is a College Board program that enables students to pursue college-level studies - with the opportunity to earn college credit, advanced placement or both - while still in high school. The program offers courses in more than 30 subjects. For a full list of courses, click here. If you've taken a College Board assessment in 9th grade or higher, see below for a list of AP courses that you are likely to succeed in. If you've taken an assessment in 10th grade or higher but don't see any AP courses listed below, click here to link the access to this account or contact Customer Service at (800)736-7348 for assistance and questions.

High School Core Coursework
Colleges have different high school course requirements, but all expect you to take classes that challenge your skills. Try to take a core course load of 4 years of English and at least 3 years of Math, Science, and Social Studies. As you work towards your high school diploma, you should consider taking courses that align with your future career interest and college major, which may require more than the standard core course load. You may also want to think about taking Advanced Placement courses in your later years of high school.

[View all AP Courses](#)

AP Potential Key

Potential
Your scores show that you have the potential for success in this course. Speak with your teachers or school counselor to see if you have the appropriate prerequisite courses and find out how you can enroll.

Some Potential
Your scores show that you have some potential for success in this AP course. Having interest in the course subject as well as dedication to working hard will increase your chances for success. Speak with your teachers or school counselor to see if you have the appropriate prerequisite courses and find out how you can enroll.

Potential Not Yet Indicated
Your scores show that you may need more preparation and support to be successful in this course. Share your goals and interests with your teachers and school counselor, and learn which high school courses can prepare you for AP courses in the future. If you're already taking an AP course, you can still succeed through hard work and motivation. Talk to your teachers regularly so they can support you.

AP Courses
Your score on the PSAT/NMSQT can identify your potential for success in specific AP courses. Below is a list of those AP courses. The chart identifies your potential for each of these AP courses and if these AP courses are offered in your school. You may also look to see if these AP courses match your college major.

Select a Major

Subject	AP Potential	Your School Offers this Course	Matches Major
Art History	●●●●		✓
Biology	●●●○	✓	
Calculus AB	●●○○	✓	
Calculus BC	●○○○	✓	✓

Understanding My Paper Score Report

 CollegeBoard /  NATIONAL MERIT
SCHOLARSHIP CORPORATION

PSAT/NMSQT[®]

Preliminary SAT/National Merit Scholarship Qualifying Test

Your Score Report

What Are My Scores?

Your Evidence-Based
Reading and Writing Score

380 | 160 to 760

Your Nationally
Representative **18th** Sample
Percentile



! Your scores indicate you are close to being on track for college readiness, but you need to continue to strengthen your skills.

Let's get you back on track, so you won't have to take noncredit courses in college. You have free, personalized recommendations waiting for you on khanacademy.org/sat

Your Total Score

860 | 320 to 1520

Your Nationally
Representative **28th** Sample
Percentile

Keep in mind,
the PSAT/NMSQT®
and SAT are on
the same scale.

Your score shows you how you would have scored that day on the SAT®. How well you do depends on what you do next!

Your Math Score

480 | 160 to 760

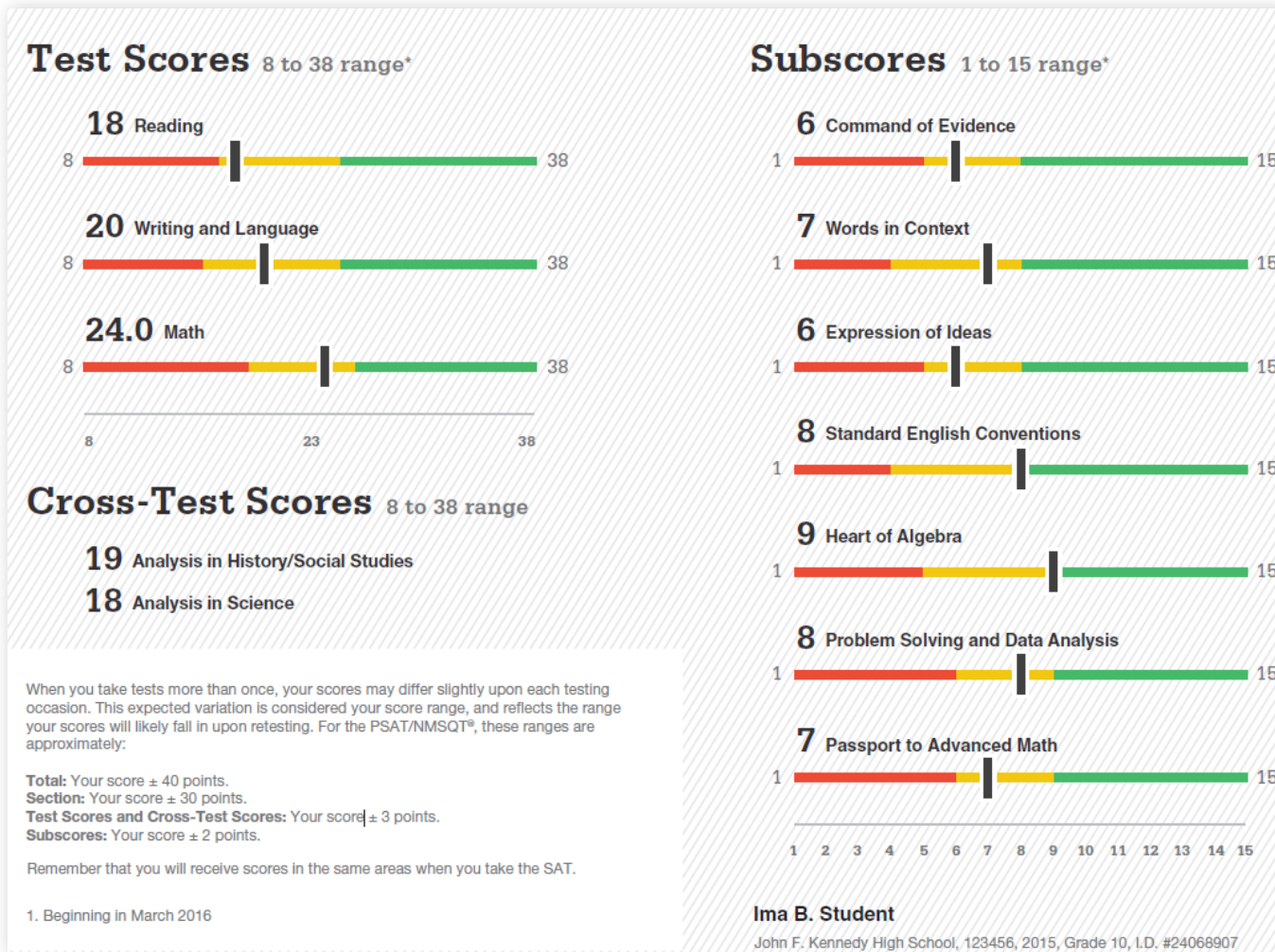
Your Nationally
Representative **47th** Sample
Percentile



✓ You are on track for college readiness.

Stay on track and continue your progress. Start now with your free, personalized recommendations waiting for you on khanacademy.org/sat

What Are My Scores? (cont.)



What Are My Score Percentiles?

Your Evidence-Based
Reading and Writing Score

380 | 160 to 760

Your Nationally Representative **18th** Sample Percentile



! Your scores indicate you are close to being on track for college readiness, but you need to continue to strengthen your skills.

Let's get you back on track, so you won't have to take noncredit courses in college. You have free, personalized recommendations waiting for you on khanacademy.org/sat

Your Total Score

860 | 320 to 1520

Your Nationally Representative **28th** Sample Percentile

Keep in mind,
the PSAT/NMSQT®
and SAT are on
the same scale.

Your score shows you how you would have scored that day on the SAT®. How well you do depends on what you do next!

Your Math Score

480 | 160 to 760

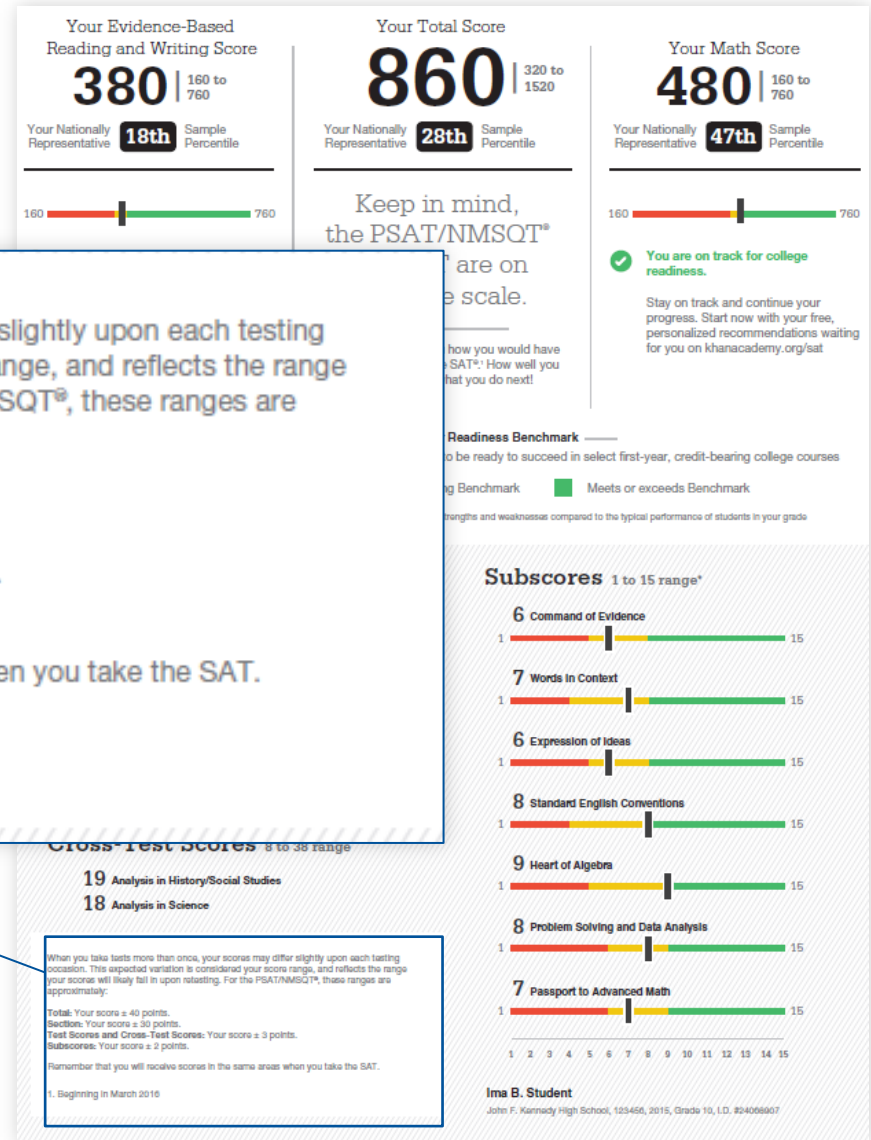
Your Nationally Representative **47th** Sample Percentile



✓ You are on track for college readiness.

Stay on track and continue your progress. Start now with your free, personalized recommendations waiting for you on khanacademy.org/sat

What Are My Score Ranges?



What is the National Merit® Scholarship Program?

National Merit Scholarship Corporation

National Merit Scholarship Corporation (NMSC) conducts the National Merit® Scholarship Program, an academic competition for recognition and college scholarships. To designate students who qualify for recognition in its 2017 competition, NMSC will consider the 2015 PSAT/NMSQT® Selection Index scores of some 1.5 million test-takers (usually high school juniors) who meet program entry requirements. For more information, please visit: www.nationalmerit.org.

If any of your responses to NMSC's "Entry Requirements" questions (see right-hand column) are inaccurate or there has been a change in plans that may affect program entry, write immediately to:

National Merit Scholarship Corporation
Attn: Scholarship Administration
1560 Sherman Avenue, Suite 200
Evanston, IL 60201-4897

Include your name and home address along with your high school name, address, and six-digit code number.

Your NMSC Selection Index

124*

NMSC uses a Selection Index based on PSAT/NMSQT scores as an initial screen of students who enter its scholarship programs. To calculate your Selection Index, double the sum of your Reading, Writing and Language, and Math Test scores.

Eligibility Information

The asterisk () next to your Selection Index means you do not meet entry requirements for the 2017 National Merit Scholarship Program. See your responses to entry requirements to the right.

NOTE: Students leaving high school and entering college in 2018 or later must take the PSAT/NMSQT again in their 3rd year (junior year) of grades 9–12 to enter the National Merit Scholarship Program.

Entry Requirements

(Information you provided on your answer sheet)

High school student:

YES

Year to complete high school and enroll full-time in college:

2018

Years to be spent in grades 9–12:

4

U.S. Citizenship:

NO, but I am a U.S. lawful permanent resident (or have applied for permanent residence, the application for which has not been denied) and I intend to become a U.S. citizen at the earliest opportunity allowed by law.

National Merit Scholarship Corporation

National Merit Scholarship Corporation (NMSC) conducts the National Merit® Scholarship Program, an academic competition for recognition and college scholarships. To designate students who qualify for recognition in its 2017 competition, NMSC will consider the 2015 PSAT/NMSQT® Selection Index scores of some 1.5 million test-takers (usually high school juniors) who meet program entry requirements. For more information, please visit: www.nationalmerit.org.

Your NMSC Selection Index

124*

NMSC uses a Selection Index based on PSAT/NMSQT scores as an initial screen of students who enter its scholarship programs. To calculate your Selection Index, double the sum of your Reading, Writing and Language, and Math Test scores.

Entry Requirements

(Information you provided on your answer sheet)

High school student:

YES

Year to complete high school and enroll full-time in college:

2018

Years to be spent in grades 9–12:

4

U.S. Citizenship:
NO, but I am a U.S. lawful permanent resident (or have applied for permanent residence, the application for which has not been denied) and I intend to become a U.S. citizen at the earliest opportunity allowed by law.

Eligibility Information

The asterisk () next to your Selection Index means you do not meet entry requirements for the 2017 National Merit Scholarship Program. See your responses to entry requirements to the right.

NOTE: Students leaving high school and entering college in 2018 or later must take the PSAT/NMSQT again in their 3rd year (junior year) of grades 9–12 to enter the National Merit Scholarship Program.

Your Scores: Next Steps

Reading Test

Improve your skills by focusing on:

18

0 to 38

● **Relate** or add information or ideas to a piece of text to support claims or points in challenging text.

● Use a variety of sentence structures to accomplish a rhetorical purpose such as persuading an audience.

● Revise text as needed to improve the coherence or content appropriateness of word choices within challenging texts.

Writing and Language Test

20

0 to 38

● Draw reasonable inferences and logical conclusions from challenging texts.

● Analyze information presented quantitatively in such forms as graphs, tables, and charts and relate that information to information presented in somewhat challenging text.

● Determine how the selection of specific words shapes meaning and tone in a challenging passage.

Math Test

24.0

0 to 38

● Interpret a linear inequality in one variable with rational coefficients that represents a constraint. Select the equation of a line of best fit and interpret the slope and intercept of the line in the context of the situation (when a linear model is appropriate).

● Interpret sample statistics understanding and using margin of error.

● Solve and interpret a quadratic function or equation that represents a context and requires multiple steps.

● Calculate and interpret frequency distributions using tables and other representational methods.

● Determine how a graph may be affected by a change to its equation.

● Determine the value of a constant or coefficient for an equation with no solution or infinitely many solutions.

● Using a specified model, make a prediction and compare the predicted value with the actual value in the data set.

● Within a context, compare the center of two separate data sets with different spreads.

● Determine whether two events are independent given their probabilities.

Get more next steps online

student.scores.collegeboard.org



SAT Practice

Connect to FREE, world-class SAT practice online on khanacademy.org/sat.



AP* and Course Work

See which AP courses may be a good match for you.



Register for the SAT

Select an SAT test date and register for it now.

What Are My Areas of Strength? What Skills Do I Need to Build?

Your Scores: Next Steps

Your score indicates that you are already likely able to:

Revise text as needed to improve the exactness or content appropriateness of word choices within somewhat challenging texts

Retain or add information or ideas to a piece of a text to support claims or points in somewhat challenging text

Revise somewhat challenging text to ensure that information is presented in the most logical order

Reading Test

18
8 to 38

Improve your skills by focusing on:

Retain or add information or ideas to a piece of text to support claims or points in challenging text

Use a variety of sentence structures to accomplish a rhetorical purpose such as persuading an audience

Revise text as needed to improve the exactness or content appropriateness of word choices within challenging texts

Writing and Language Test

Draw reasonable conclusions from somewhat challenging texts

Describe the overall structure of a somewhat challenging text

Identify claims and counterclaims explicitly stated in a somewhat challenging passage

20
8 to 38

Draw reasonable inferences and logical conclusions from challenging texts

Analyze information presented quantitatively in such forms as graphs, tables, and charts and relate that information to information presented in somewhat challenging text

Determine how the selection of specific words shapes meaning and tone in a challenging passage

Math Test

Interpret a linear inequality in one variable with rational coefficients that represents a context. Select the equation of a line of best fit and interpret the slope and intercept of the line in the context of the situation (when a linear model is appropriate)

Interpret sample statistics understanding and using margin of error

Solve and interpret a quadratic function or equation that represents a context and requires multiple steps

Calculate and interpret frequency distributions using tables and other representational methods

24.0
8 to 38

Determine how a graph may be affected by a change to its equation

Determine the value of a constant or coefficient for an equation with no solution or infinitely many solutions

Using a specified model, make a prediction and compare the predicted values with the actual values in the data set

Within a context, compare the center of two separate data sets with different spreads

Determine whether two events are independent given their probabilities

National Merit Scholarship Corporation

National Merit Scholarship Corporation (NMSC) conducts the National Merit® Scholarship Program, an academic competition for recognition and college scholarships. To designate students who qualify for recognition in its 2017 competition, NMSC will consider the 2016 PSAT/NMSQT®.

Your NMSC Selection Index

124*

NMSC uses a Selection Index based on PSAT/NMSQT of students who enter the National Merit Scholarship Index, including Reading and Writing and Language scores.

Entry Requirements

(Information you provided on your answer sheet)

High school student:
YES

Year to complete high school and attend full-time in college:
2016

Years to be spent in grades 9-12:
4

U.S. Citizenship:
NO, but I am a U.S. lawful permanent resident (or have applied for permanent residence, the application for which has not been denied) and I intend to become a U.S. citizen at the earliest opportunity allowed by law.

Next Steps

Reading Test Improve your skills by focusing on:

- Retain or add information or ideas to a piece of text to support claims or points in challenging text
- Use a variety of sentence structures to accomplish a rhetorical purpose such as persuading an audience
- Revise text as needed to improve the exactness or content appropriateness of word choices within challenging texts

Writing and Language Test

- Draw reasonable inferences and logical conclusions from challenging texts
- Analyze information presented quantitatively in such forms as graphs, tables, and charts and relate that information to information presented in somewhat challenging text
- Determine how the selection of specific words shapes meaning and tone in a challenging passage

Math Test

- Determine how a graph may be affected by a change to its equation
- Determine the value of a constant or coefficient for an equation with no solution or infinitely many solutions
- Using a specified model, make a prediction and compare the predicted values with the actual values in the data set
- Within a context, compare the center of two separate data sets with different spreads
- Determine whether two events are independent given their probabilities

Next steps online

collegeboard.org

*and Course Work which AP courses may be a match for you

Register for the SAT
Select an SAT test date and register for it now

What Are My Next Steps?



- + Continue to take challenging courses in high school
- + Link scores with Khan Academy
- + Set up a practice plan and stick to it
- + Register for the SAT
- + Utilize other resources to research and prepare for college

Official SAT Practice with Khan Academy® – It's FREE!

- + Sign up for Official SAT Practice for free
 - satpractice.org
- + Complete practice problems and diagnostic quizzes
- + Link your College Board and Khan Academy accounts.
 - All SAT Suite results will be sent to further customize practice on Khan Academy using actual results.



How Can I Practice with Khan Academy®?

Saul Khan explains Official SAT
Practice on Khan Academy



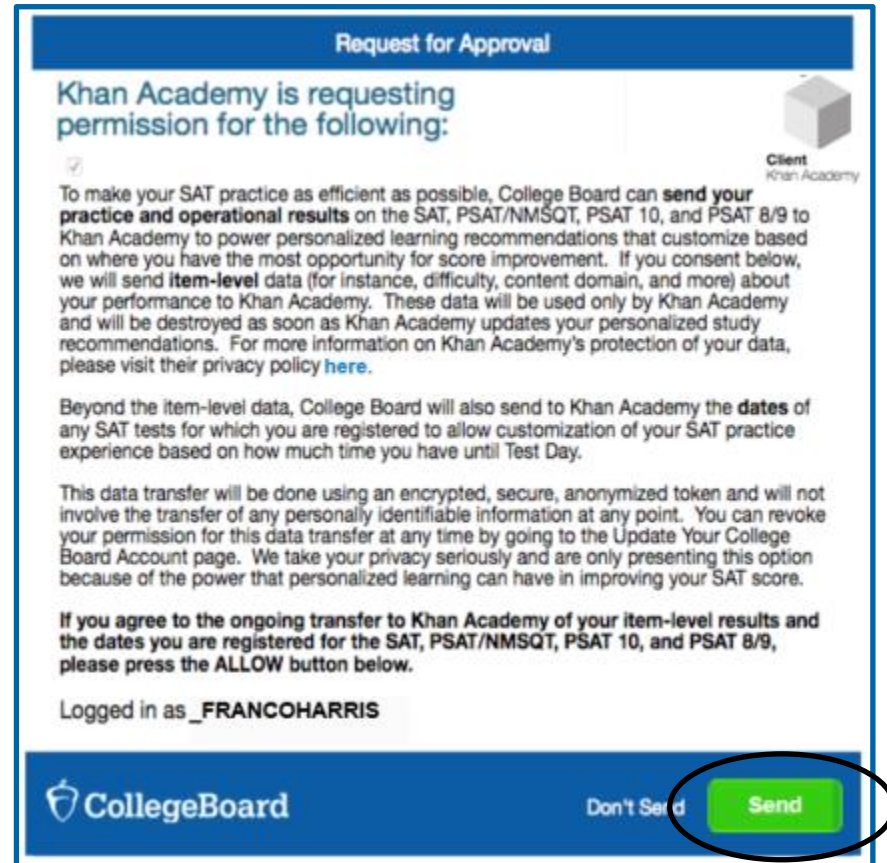
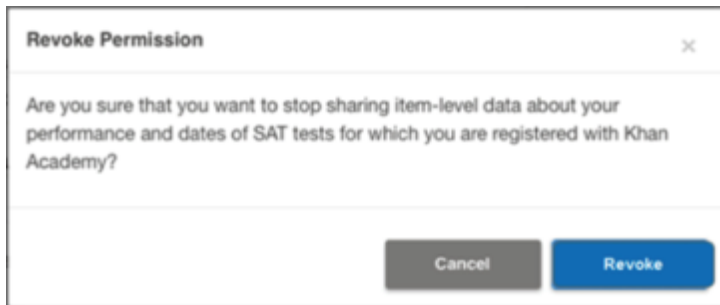
What steps will I follow to link my College Board account to Khan Academy®?



- + **Step 1:** Log in or create a Khan Academy Account
- + **Step 2:** When prompted; agree to link your Khan Academy and College Board account. You will then be directed to **collegeboard.org**.
- + **Step 3:** Sign in or create a College Board Account
- + **Step 4:** When prompted; hit “Send” to authorize the account linking
- + **Step 5:** Start practicing on Official SAT practice on Khan Academy!

How can I Link my College Board and Khan Academy® Accounts?

- + After successfully logging in to your College Board account, you will be asked to authorize the account linking.
- + After clicking “Send,” you will be redirected to SAT practice on the Khan Academy site.
- + You can remove the link at any time, by clicking on “Revoke” which is found in College Board account settings.



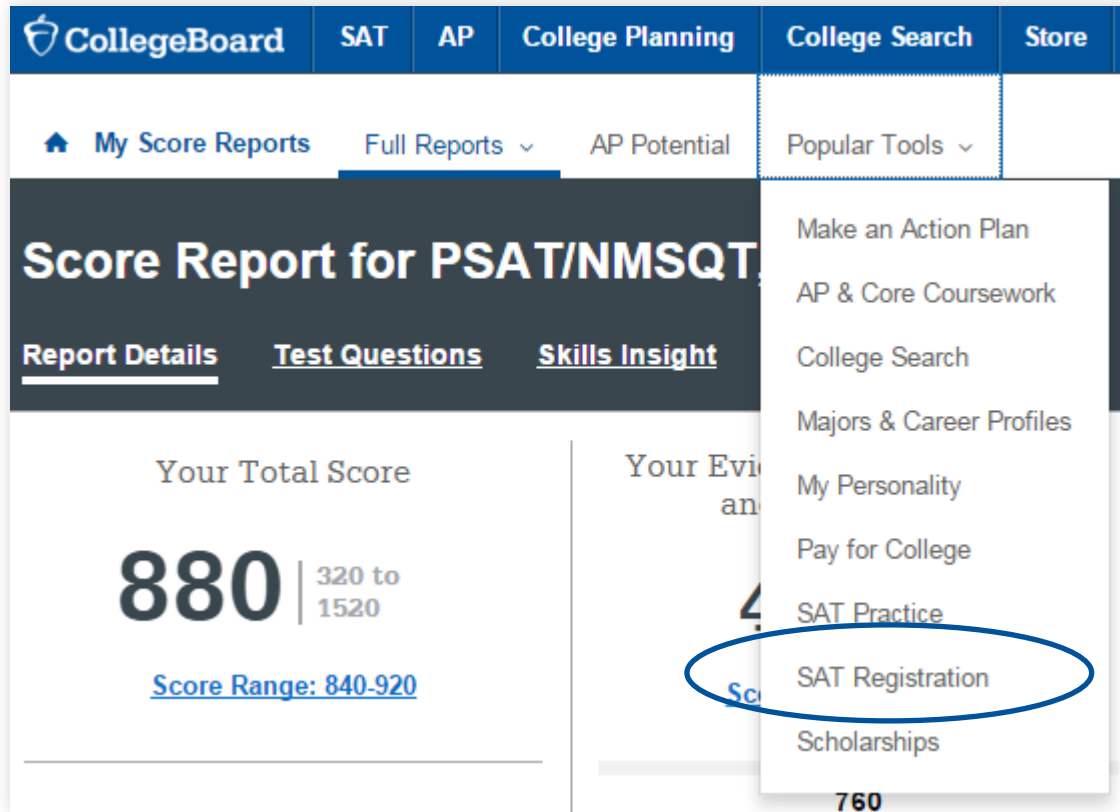
When Should I Take the SAT®?

- + Most students take the SAT in the spring of their junior year.
- + The last administration of the **current SAT: January 23, 2016.**
- + The first administration of the **new SAT is March 5, 2016.**
- + Many students choose to take the SAT more than one time. Additional SAT dates include:
 - **May 7, 2016** (scores from the March 5 administration will not be available prior to this test date)
 - **June 4, 2016**



How Do I Register for the SAT®?

- + SAT Registration link from Popular Tools menu or
- + www.sat.org/register



The screenshot shows the CollegeBoard website interface. At the top, there is a navigation bar with links for CollegeBoard, SAT, AP, College Planning, College Search, and Store. Below this, a secondary navigation bar includes 'My Score Reports', 'Full Reports', 'AP Potential', and 'Popular Tools'. The 'Popular Tools' dropdown menu is open, listing various resources: 'Make an Action Plan', 'AP & Core Coursework', 'College Search', 'Majors & Career Profiles', 'My Personality', 'Pay for College', 'SAT Practice', 'SAT Registration', and 'Scholarships'. The 'SAT Registration' option is circled in blue. In the background, a 'Score Report for PSAT/NMSQT' is visible, showing a total score of 880 (range 320 to 1520) and a score range of 840-920.

What Additional Resources Will Help Me Prepare for My Future?

- + BigFuture™
 - College Action Plan
 - College Search
 - Scholarships
 - Financial Aid
- + MyRoad™ Personality explorer
- + Student Search Service®

The screenshot shows the CollegeBoard website interface. At the top, there are navigation tabs for CollegeBoard, SAT, AP, College Planning, College Search, and Store. Below these, there are links for My Score Reports, Full Reports, AP Potential, and Popular Tools. The main content area displays a 'Score Report for PSAT/NMSQT' with a total score of 880, a score range of 840-920, and a score of 760. A dropdown menu is open, listing various resources: Make an Action Plan, AP & Core Coursework, College Search, Majors & Career Profiles, My Personality, Pay for College, SAT Practice, SAT Registration, and Scholarships.

BigFuture™ – Search Colleges, Scholarships, and Careers

The screenshot shows the BigFuture website interface. At the top, there is a navigation bar with links for College Planning, YouCanGo!, SAT, AP, PSAT/NMSQT, CLEP, For Educators, and More. The main header features the BigFuture logo and a search bar with the text "Find Colleges, Advice and More". Below the search bar are navigation links: Get Started, Find Colleges, Explore Careers, Pay for College, Get In, and Make a Plan. The main content area features a large image of a smiling woman, Nydia, with a "Meet Nydia" caption. To her right are three circular callouts: a green one with the text "I was homesick at first, but now I love my college." and a "Watch" button; a pink one with "Not sure where to start? Go >"; and a blue one with "Search for colleges that fit you." Below this is a dark grey footer with three main sections: "find colleges" with a search input and "Go" button; "pay for college" with a progress bar showing "\$1 billion" and a "Get the Facts" button; and "make a plan" with a "Get a free step-by-step college plan" offer and a "What grade are you in?" section with radio buttons for 8th or lower, 9th, 10th, 11th, 12th, and H.S. grad.

MyRoad™ Personality Explorer

The screenshot displays the MyRoad Personality Explorer interface. At the top, there are navigation tabs: INSIGHTS (yellow), I.D. ME (red), EXPLORE MAJORS (purple), FIND A COLLEGE (orange), and RESEARCH CAREERS (green). Below these is a sub-navigation bar with 'VIEW MY PROFILE' (red) and 'My Type | Detail Results | Majors | Careers |' (black). On the left, a vertical sidebar contains buttons for 'Introduction', 'QuickStarts', 'ORA Personality Profiler*', and 'View My Profile'. Below the sidebar, there is a small text block: 'Majors QS: 3-17-2014', 'Careers QS: 8-27-2014', and 'Profiler: Completed 3-4-2015'. The main content area features the title 'The Traditionalists' with a left-pointing arrow. Below the title is a personality type diagram: 'extraverting' and 'feeling' are positioned above a horizontal line, while 'sensing' and 'organizing' are positioned below it. A red arrow points to 'ESFZ The Caretaker'. A yellow callout box contains the text: 'As you begin to explore your type profile, it is important to remember that you are the best judge of your own personality. At this stage you alone must decide how well the description fits you.' Below this is a red circular icon with a white dot and the text: 'Click here to learn more about the world of personality type.' To the right, there are three sections: 'Your Strengths Include...' with a list of 10 bullet points, 'You Learn Best When Dealing With...' with a list of 5 bullet points, and 'When Interacting Socially, You...' with a list of 8 bullet points.

INSIGHTS I.D. ME EXPLORE MAJORS FIND A COLLEGE RESEARCH CAREERS

VIEW MY PROFILE My Type | Detail Results | Majors | Careers |

Introduction
QuickStarts
ORA Personality Profiler*
View My Profile

Majors QS: 3-17-2014
Careers QS: 8-27-2014
Profiler: Completed 3-4-2015

The Traditionalists

extraverting feeling
sensing organizing

▶ **ESFZ The Caretaker**

As you begin to explore your type profile, it is important to remember that you are the best judge of your own personality. At this stage you alone must decide how well the description fits you.

Click here to learn more about the world of personality type.

▶ Your Strengths Include...

- An outgoing, social nature.
- An ability to maintain long-term relationships.
- A willingness to work hard and take on responsibility.
- Coordinating resources to accomplish projects.
- Personalizing work processes.
- Selling practical and tangible products.
- Adhering to proper channels of communication and chains of command.
- Carrying out tasks efficiently.
- Maintaining harmony and progress.
- A high productivity level and an organized approach to tasks.
- Minimizing risk by opting for a conservative route.
- Dealing with facts and realities rather than theories.
- Preserving tradition.

▶ You Learn Best When Dealing With...

- Subjects that aren't too abstract or theoretical.
- Structured learning experiences.
- Teachers who stick to a schedule.
- People-focused and practical subjects.
- Assignments requiring group discussion and decision-making.
- Clear instructions and fixed deadlines.

▶ When Interacting Socially, You...

- Are friendly and sociable.
- Maintain personal and professional relationships.
- Responsibly meet the needs of others.
- Hear what others have to say and are a good listener.
- Orchestrate events to accomplish projects.
- Humanize systems and rules.
- Respect official channels of communication and chains of command.
- Communicate a sense of warmth and friendliness.
- Seek to minimize risk and uphold tradition.

Student Search Service®

- + Participate voluntarily
- + Connect with more than 1,200 colleges, universities, scholarship programs, and educational organizations
- + Sign up when you take the test:
 1. Choose to participate in Student Search Service when registering for a College Board test (fill in the circle on the answer sheet).
 2. Provide information about yourself on your answer sheet.
 3. Participating organizations can then search for groups of students who may be a good fit.
 4. FYI: The College Board never shares information on disabilities, parental education, self-reported parental income, Social Security numbers, phone numbers, or actual test scores through Student Search Service.